

### LED Track-mounted spotlight

- › For general lighting and goods presentation
- › Luminaire housing made of aluminium and steel
- › Powder-coated surface
- › 3-circuit universal adapter
- › Pan-and-tilt adjustment; 335°/ 350°
- › LED COB-Array, L90/B10 - 50000 h



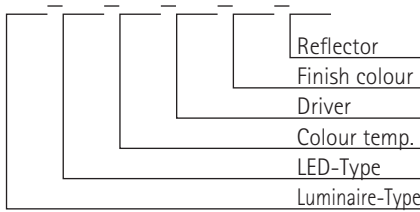
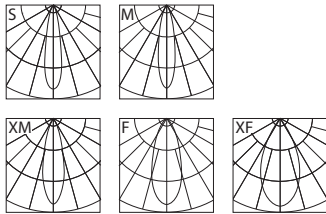
- › Mid Flux LED-Type 16, 36 17 W
- › High Flux LED-Type 17, 37 23 W
- › Ultra Flux LED-Type 18, 38 33 W

### Luminous flux Gallery (CRI > 97)

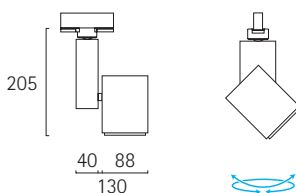
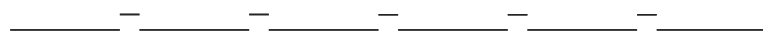
	2700 K	3000 K
LED-Type 36	1170 lm	1260 lm
LED-Type 37	1600 lm	1710 lm
LED-Type 38	2310 lm	2490 lm

### Luminous flux High Efficiency (CRI > 82)

	2700 K	3000 K	3500 K	4000 K
LED-Type 16	1770 lm	1850 lm	1920 lm	1970 lm
LED-Type 17	2430 lm	2520 lm	2620 lm	2700 lm
LED-Type 18	3510 lm	3660 lm	3800 lm	3890 lm



article number configurator



	LED-Type	Colour temp.	Driver	Finish colour	Reflector
11650.	16.	27. = 2700 K	02. = EVG	20. = to RAL	S = 19°
	17.	30. = 3000 K	03. = 1-10V	23. = Luna-silver	M = 23°
	18.	35. = 3500 K	10. = DALI	30. = matt black	XM = 28°
	...	40. = 4000 K		32. = matt white	F = 37°
					XF = 60°